




4. Population

■ General Demographic Features

	WBGS Total	West Bank	Gaza
Total Population			
1997 census:	2,895,683	1,873,476 ¹	1,022,207
2007 census ²	4,016,416	2,350,583	1,499,369
Projected 2015 ³	5,091,314	3,110,489	1,980,825
Growth Rate (2007)	3.2%	2.9%	3.8%
Annual growth rate 1997-2007	2.6%		
Birth rates (% per 1,000, 2007)	41.3		
Median Age (2007):	18 years		
Sex ratio (male-female at birth, 2007):	103.1		
Life expectancy at birth (2007) ⁴ :	73.46		
Population density (persons/km ² , mid-2007) ⁵ :	667	445	4,108
(Israel in comparison: 310⁶)			

¹ Incl. East Jerusalem. ² PCBS, *Population, Housing, and Establishment Census 1997*, and 2007.

³ PCBS, *Population Projections. Projected Summary Statistics*; ⁴ CIA World Factbook.



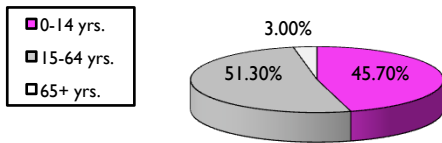
⁵ PCBS, *Press Release on World Environment Day*, June 2007. ⁶ CBS, *Statistical Yearbook*, Sept. 2007.

Distribution of the Palestinian Population by Governorates and Cities, 2006-07

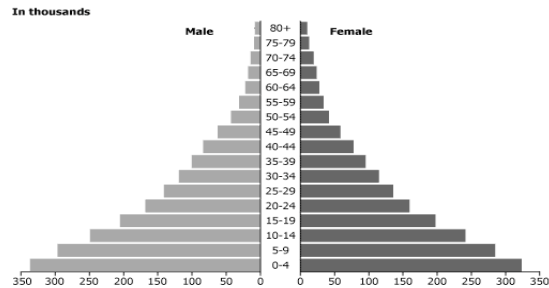
Locality	Number of Inhabitants	
	Governorate	City only
Jenin	256,619	39,004
Tubas	50,261	16,154
Tulkarem	157,988	51,300
Qalqilya	91,217	41,739
Salfit	59,570	8,796
Nablus	320,830	126,132
Ramallah/Al-Bireh	279,730	27,460 / 38,202
Jerusalem	363,649	225,416**
Jericho	42,320	18,346
Bethlehem/Beit Jala/Beit Sahur	176,235	25,266/11,758/12,367
Hebron	552,164	163,146
Total West Bank	2,350,583	
North Gaza	290,843	Jabalia + RC 176,332
Gaza (City)	524,001	409,680
Deir Al-Balah	216,494	city + RC 61,755
Khan Younis	290,399	city + RC 179,768
Rafah	177,632	city + RC 130,986
Total Gaza Strip	1,499,369	
Total WBGS	3,849,952	

** annexed East Jerusalem (estimates) Sources: For the West Bank: PCBS, *Population, Housing, and Establishment Census 2007*; for Gaza: *Small Area Population, Revised Estimates, 2004-06, Projected Mid-Year Population (2001-07)*

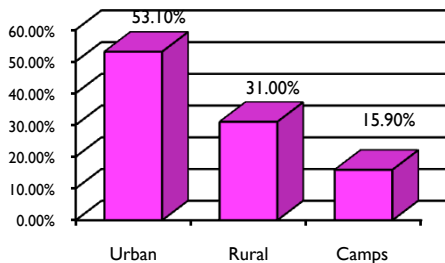
Age and Sex Structure, WBGS, 2006:



Sources: Age: PCBS, *Statistical Abstract for Palestine, No. 6, 2005*; Sex: PCBS, *Demographic and Health Survey 2004: Main Findings, 2005*.



Distribution of the Population by Place of Living



Some 73 Palestinian localities (=10.3%) are **urban**, 605 **rural** (+85.5%) and 30 are **refugee camps** (4.2%).

The total **urban population** comprises 53.1%, however with large regional differences: In the West Bank, 46.6% of the population lives in urban area, in Gaza 63.5%.

Source: PCBS, *Characteristics of Urban and Rural Areas in the Palestinian Territories*, July 2003.



■ Distribution of the Palestinian People Worldwide

Inside		Outside	I ²	II ³	III ⁴		
West Bank & Gaza Strip ^{1a}	4,016,416	Jordan	2,839,639	2,472,501	2,626,000		
		Lebanon	421,292	456,824	463,000		
		Syria	422,699	494,501	411,000		
		Egypt	62,846	51,805	48,000		
		Saudi Arabia	314,226	291,778	299,000		
		Kuwait & other Gulf	166,086	149,786	135,000		
		Libya and Iraq	117,276	78,884	79,000		
Areas Occupied in 1948 ^{1b}	1,416,300	Other Arab countries	6,621	5,887	-		
		The Americas (USA:)	238,721	216,196	-		
		Other Countries	303,987	275,303	606,000		
		Total Inside	5,432,716	Total Outside	4,913,393	4,493,465	4,667,000

^{1a} PCBS, figures for 2007

^{1b} Israeli CBS, figures for 2006.

² PCBS, Mid-year 2004 estimates, Statistical Abstract no. 6, 2005.

³ Salman Abu Sitta. *Palestine 1948 - Commemoration of Al-Naqba*. London: Palestinian Return Center, May 2000.

⁴ Justin McCarthy. "Population", entry in *Encyclopedia of the Palestinians*, ed. by Philip Mattar. New York, 2000.

■ Population of Israel

Total Israeli population (Sept. 2008):

	7,337,500	
• Jews	5,542,400	(75.5%)
• "Others" ^{**}	318,600	
• Arabs	1,476,500	(20.1%)
(of which 122,000 Christians)		

Annual growth rate: (2008)	Israel all 1.8%**
	Jews 1.6%
	Arabs 2.6%
	- Muslims 2.8%
	- Christians 1.3%

Projection of Population (medium variant):

	2010	2020
Jews	5.688,9	6.368,4
Muslims	1.299,8	1.676,6
Christians	124,4	138,5
Total	7.534,4	8.672,9

Population density:
(mid-2008) 315 people/km²

* Mainly immigrants and their families who are not registered as Jews in the Population Register. ** incl. 18,129 new immigrants mainly from the former USSR (32.1%), Ethiopia (18.7%) and France (12.5%). (Source: Israeli CBS, 2008.)

- According to the Israeli CBS, on the eve of the new Jewish year (5769) there were 13.23 million **Jews around the world**. As of late 2007, the largest community - 41% - is Israel with 5.48 million Jews, followed by the US with 5.27 million, France (488,000), Canada (375,000), UK (294,000), and Russia (215,000). Some 67% of today's population was born in Israel.
- The largest **ethnic group** in Israel are Jews of people of European and American origin, followed by those of African and Asian origin.
- The Israeli CBS's population **forecast for 2030** (medium option) expects an average annual growth rate of 1.4% (or 1.2% for the Jewish population only). Some 93% of the growth is due to natural increase and 7% from immigration. In 2030, the **Jewish** population is expected to number 7.2 million (72%) and the **Arab** population 2.4 million (24%).

■ Recommended Research Sources:

<http://www.pcbs.gov.ps> (see Population and Social)
<http://www.mideastweb.org/palpop.htm> (on pre-1948 population)

<http://www.cbs.gov.il/engindex.htm>

Dalen, Kristin & Jon Pedersen. *The Future Size of the Palestinian Population in the West Bank & Gaza Strip*. FAFO Report 433, 2004.
Harvard University, *Population Projections for Socioeconomic Development in the Gaza Strip*, June 2006.

Heiberg, Marianne and Geir Ovnsen. *Palestinian Society in Gaza, West Bank and Arab Jerusalem*. FAFO Report 151, 1993.

Palestinian Central Bureau of Statistics (PCBS). *Demographic Survey in the West Bank and Gaza Strip*. Annual updates.

Palestinian Central Bureau of Statistics (PCBS), *Demographic and Health Survey 2004: Main Findings*, Ramallah, 2005.

Pedersen, Jon, Sara Randell and Marwan Khawaja (eds.). *Growing Fast - Palestinian Population in the West Bank and Gaza Strip*. FAFO Report 353, 2001. (also available at: www.faf.no/pub/rapp/353/353.pdf)

