

Population

■ General Demographic Features

| | WBGs Total | West Bank | Gaza |
|---|------------|------------|------------|
| Total population 1997 census ¹ | 2,895,683 | 1,873,476 | 1,022,207 |
| 2007 census ¹ | 3,767,549 | | |
| 2017 census ¹ | 4,781,248 | 2,881,957 | 1,899,291 |
| 2022 estimate ¹ | 5,354,656 | 3,188,387 | 2,166,269 |
| Growth rate (2021) ² | 2.4% | 2.2% | 2.8% |
| Crude birth rate per 1,000 pop. (mid-2021) ¹ | 29.5 | 27.2 | 32.9 |
| Crude death rate per 1,000 pop. (mid-2021) ¹ | 3.7 | 4.0 | 3.4 |
| Persons aged 0-14 years (mid-2022) ² | 38% | 36% | 41% |
| Fertility (2021) ² | 3.8 | 3.8 | 3.9 |
| Median age (2021) ³ | 21 years | 22.1 years | 19.3 years |
| Sex ratio (male-female at birth, 2021) ³ | 103.4 | 103.8 | 102.7 |
| Dependency ratio (2021) ³ | 69.9 | 64.9 | 77.8 |
| Life expectancy at birth, male/female (2022) ³ | 73.2/75.4 | 73.5/75.7 | 72.8/5 |
| Population density (persons/km ² , 2021) ⁴ | 878 | 557 | 5,855 |
| (Israel in comparison, 2021: 415.3 ⁵) | | | |

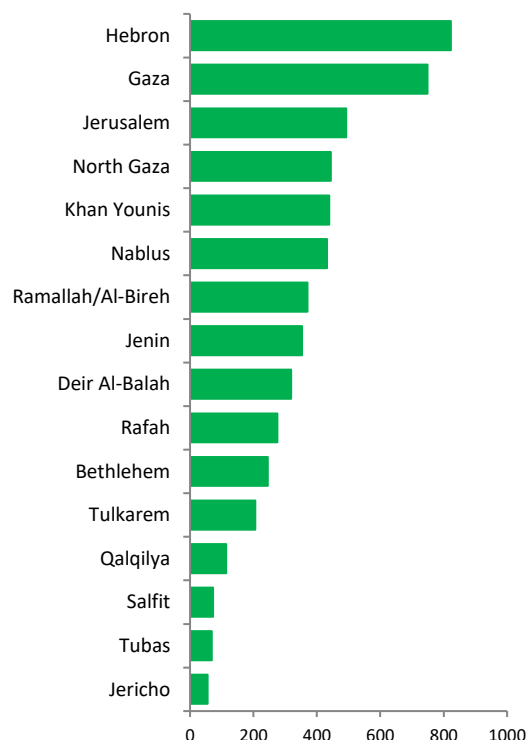
Sources: ¹PCBS, *Population Statistics*; ²PCBS, *Press Release on International Population Day*, 11 July 2022. ³PCBS, *Women and Men in Palestine - Issues and Statistics*, October 2022; ⁴PCBS, *Press Release, 74th Annual Commemoration of the Nakba*, May 2022; ⁵Israeli CBS, *Statistical Abstract 2022* (Population - Table2.23).

Estimated Palestinian Population by Locality, 2023

| Locality | Governorate | City only |
|-------------------------|------------------|----------------------|
| Jenin | 352,875 | 55,933 |
| Tubas | 68,779 | 14,193 |
| Tulkarem | 205,946 | 71,161 |
| Qalqilya | 127,025 | 58,408 |
| Salfit | 85,920 | 12,426 |
| Nablus | 431,584 | 174,387 |
| Ramallah/Al-Bireh | 370,030 | 43,880/51,730 |
| Jerusalem | 492,340 | 317,675 ^a |
| Jericho/Al-Aghwar | 55,268 | 23,109 |
| Bethlehem | 244,740 | 32,182 |
| Hebron | 822,435 | 232,503 |
| Total West Bank | 3,256,942 | |
| North Gaza (Jabalia) | 444,412 | 208,012 |
| Gaza | 749,100 | 677,799 |
| Deir Al-Balah | 319,208 | 87,785 |
| Khan Younis | 438,557 | 242,714 |
| Rafah | 275,267 | 202,320 |
| Total Gaza Strip | 2,226,544 | |
| Total WBGs | 5,483,486 | |

^a annexed East Jerusalem.

Population Distribution (in '000s)

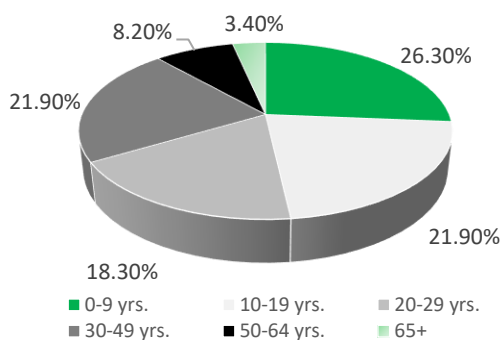


Source: PCBS, *Population projections, 2017-2026*.



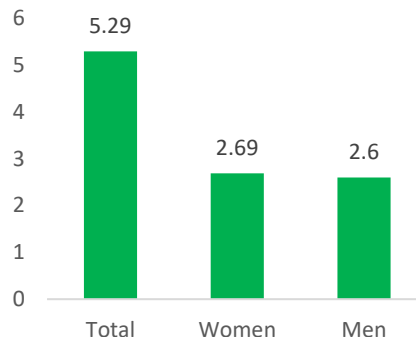
Population by Age

The Palestinian population is young, 47.9% are under 20 and 37.7% under 15 years (WB: 35.6%, GS: 40.9%), while those 65 years and older only account for 3.3% of the population (WB: 3.7%, GS: 2.8%):



Population by Sex, 2021 (in million)

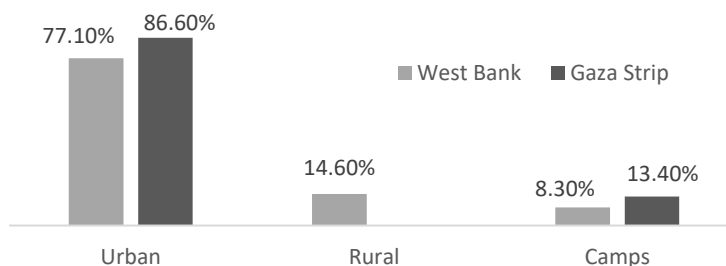
At the end of 2021, the WBGS population was estimated at 5.29 million, of which 2.69 million were males and 2.60 million females, with a sex ratio of 103.4.



Source: PCBS, *Palestinians at the End of 2021*, December 2021.

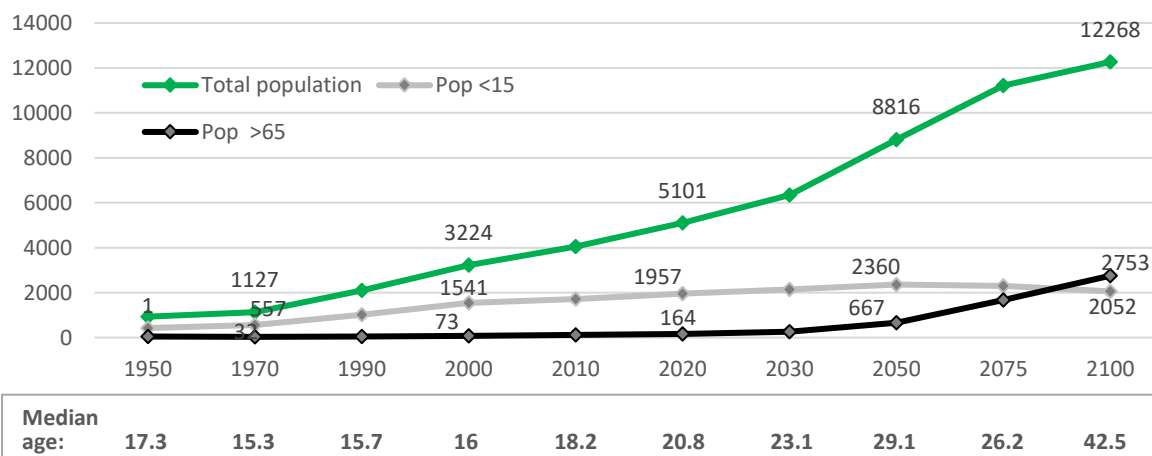
Population Distribution by Place of Living

The vast majority of the Palestinian population lives in **urban** areas, followed in the West Bank by **rural** areas and in Gaza by **refugee camps**:



Source: PCBS, *Population Final Results – Detailed Report - West Bank and Detailed Report - Gaza Strip*, 2019.

Palestinian Demographic Development, 1950-2100



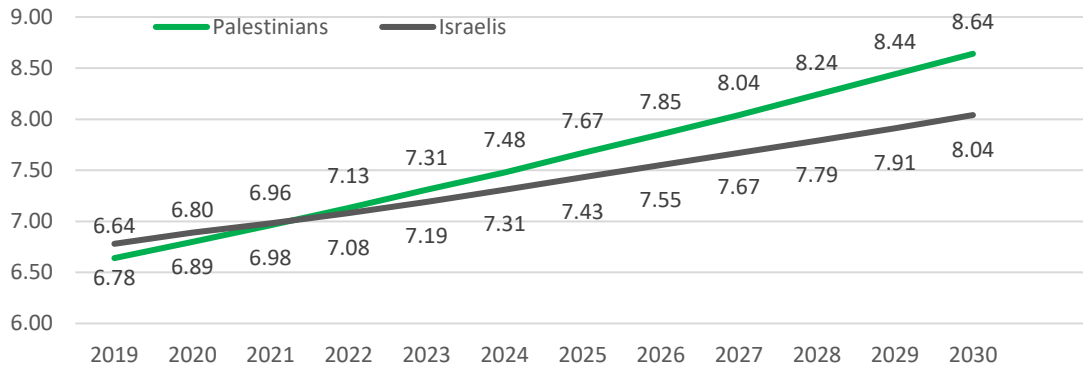
Source: *World Population Prospects 2019, Vol. II: Demographic Profiles - State of Palestine*, UN Population Division, 2020.



■ Distribution of the Palestinian people worldwide

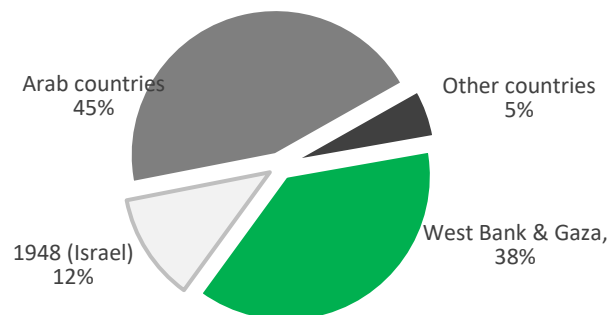
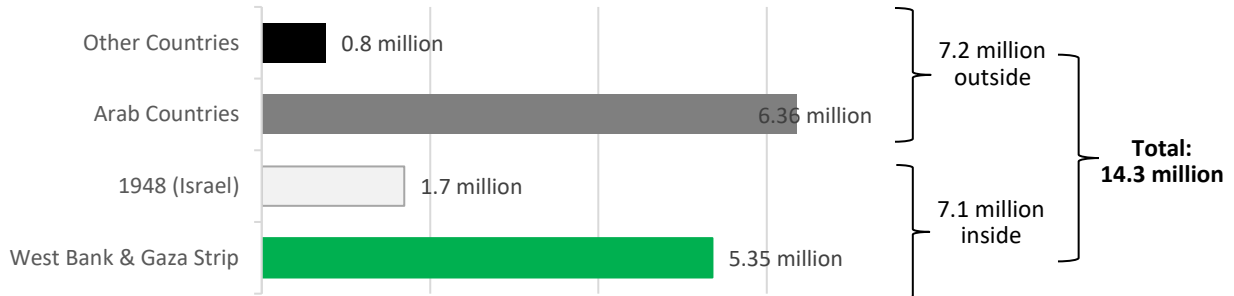
The estimated **Palestinian world population** has increased 10-fold since the Nakba from 1.37 million in 1948 to an estimated **14.3 million** by mid-2022, some 7.1 million of them inside historic Palestine, representing 49.9% of the total population (Israelis and Palestinians). Of these, 5.35 million live in the WBGs, constituting 38% of the Palestinians worldwide (PCBS, *Press Release on International Population Day*, July 2022 and on *74th Annual Commemoration of the Palestinian Nakba*). The number of Palestinians and Israelis is estimated to be equal at the end of 2022 (PCBS, *Palestinians at the End of 2021*, December 2021).

Estimated Population of Palestinians and Israelis in Historic Palestine (million)



Source: PCBS, *Palestinians at the End of 2021*, December 2021.

Palestinian Population Worldwide



Source: PCBS, *Press Release on International Population Day*, 11 July 2022.



■ Population of Israel

| | Population* (2021) | Growth rate (2021) | Fertility rate (2021) | Median age (2021) | Projection (medium variant) | |
|---------------------|-----------------------|-----------------------|--------------------------|----------------------|-----------------------------|------------------------|
| | | | | | 2025 | 2035 |
| Jews | 6,982,600 (74%) | 1.6% | 3.13 | 31.7 | 8,020,200 ² | 9,528,300 ² |
| Arabs | 1,997,800 (21.1%) | 2.1% | 2.85 | 24.3 | 2,168,100 | 2,605,200 |
| - Muslims | 1,708,900 | 2.3% | 3.01 | 23.2 | | |
| - Christians | 138,800 | 0.8% | 1.68 | 33.6 | | |
| - Druze | 148,600 | 1.2% | 2.0 | 29.4 | | |
| Non-Arab Christians | 44,400 | 2.0% | 1.7 | | | |
| Others ¹ | 428,100 | 2.8% | 1.39 | 37.3 | | |
| Total | 9,453,000 | 1.8% | 3.0 | 30.1 | 10,188,300 | 12,133,400 |

*NB: The CBS estimates differ from that of the Population, Immigration & Border Authority, because they only count Israelis living in Israel, while the Authority counts all Israeli citizens. ¹ People not classified by religion. ² Jews and others.

Sources: CBS, *Statistical Abstract 2022*.

In August 2022, Professor of Geography at Haifa University Arnon Soffer revealed that **Jews are less than 47% of the population** in historical Palestine, where currently 7.45 million Jews (including 472,000 “others”) live along with 7.53 million “Arab Israelis” and Palestinians. While the Jewish birthrate has been higher in recent years, so too is their death rate, meaning the Arab population, which is far younger, is growing faster (“Jews now a 47% minority in Israel and the territories, demographer says”, *Times of Israel*, 30 August 2022).

- In 2021, Israel’s population grew by 1.8%. **Natural increase** accounted for 133,000 people (up from 127,600 in 2020) (CBS, *Statistical Abstract 2022*, Population - Table 2.13).
- In 2021, children **aged 0-14** in Israel made up 28% of the total population (Jewish & Others: 21.4%, Arabs: 6.6%) (*Ibid.*, Table 2.3).
- Israel’s **population density** at the end of 2021 was 415.3 people/km² (excl. the WBGS) (Table 2.23).
- At the end of 2021, 79.5% of the Jewish population of Israel was **born in Israel** (*Ibid.*, Table 2.9).
- In 2021, 49.8% of the Israeli Jews were originally from **Israel**, 28.3% from **Europe and America**, 12.7% from **Africa** and 9.1% from **Asia** (*Ibid.*, Table 2.9).
- Between the establishment of the state of Israel in 1948 and the end of 2021, over 3,336 million **new immigrants** came to Israel (Table 2.53). In **2021**, 25,497 new immigrants arrived; most came from the Former Soviet Union (11,891), mainly from Russia and Ukraine, France (3,594) and the US (3,480) (*Ibid.*, Table 2.55).
- Israel’s **migration balance** (difference between the number of residents staying over one year abroad and the number of Israelis who returned to Israel after spending at least a year abroad) remained negative in 2020, with a net loss of 10,700 people (*Ibid.*, Table 2.61).
- At the end of 2021, the **worldwide Jewish population** was estimated at 15,264 million, of which 6,983 million (46%) lived in Israel. The largest Jewish community **outside Israel** is in the US (6 million), followed by France (442,000), Canada (394,000), UK (292,000), Argentina (173,000), the Russian Federation (145,000), Germany (118,000) and Australia (118,000) (*Ibid.*, Table 2.11).
- In 2021, the average **life expectancy** for Israeli Jews was 81.5 years for men and 85.1 years for women (compared to 76.3 and 81.2 years among Palestinian citizens of Israel) (*Ibid.*, Health - Table 3.5).

Recommended Research Sources:

<http://www.pcbs.gov.ps>

<http://www.palestineremembered.com/Acre/Palestine-Remembered/Story559.html>

<http://worldpopulationreview.com/countries/palestine-population/>

PCBS, *Palestine in Figures*. Annual updates.

<https://www.cbs.gov.il/>